




# Access Key: Early Learning Centre





-  **Gippsland Lakes Early Learning Centre**  
44 Carpenter Street, Lakes Entrance (Co-located at the Lakes Entrance Primary School)  
Pedestrian access on Lambert Street

## What is the space?

The facility provides a 3-year-old and 4-year-old kindergarten program.

We respect diversity and individuality and welcome children with special or additional needs.

## How do you get there?

-  **By foot:** there are footpaths to the site on Carpenter Street and Lambert Street.
-  **By car:** There is an off-street carpark. There is one disability parking space with a ramp to the entrance.
-  **By taxi:** taxi's can drop-off in Lambert Street (pedestrian access), but if you require accessible access via the ramp, the best drop-off point is in the off-street carpark on Carpenter Street.
-  **By public transport:** closest stop: Bus 3, Carpenter / Church Street stop (300m walk) or Police Station / Roadknight Street stop (300m walk) [Online bus timetable](#)

## Other:

- The building is co-located on the ground of the Lakes Entrance Primary School.
- There are stairs and a ramp into the building.

## **What is the environment like?**

- This facility is for children and families. Children can be excited and have high-pitched voices. Parents and children will be greeting each other and talking with staff.
- There are soundproofing panels on the walls inside the building which reduce the noise.
- The busiest times of the day are drop-off (8.00am - 9.30am) and pick-up (3.00pm – 6.00pm).
- The quietest time of the day is between drop-off and pick-up (9.30am – 3.00pm).


## **How do you navigate the space?**


- The facility is enclosed by a high fence, with a gate.
- You can enter by unlatching the gate, or press the doorbell for assistance.
- Once you have entered through the gate, there are stairs and a ramp to an undercover entrance area. The surface is concrete.
- The entrance into the building is through an automatic glass door. There is a doorbell. There is an airlock, and a second automatic glass door.
- There is a large entry space, and a smaller waiting area with 2 chairs to the left. The main floor area is a hard surface. The floor in the waiting area is carpet. There is a fish tank on the right and some potted plants.
- There will be staff present to assist you.
- When you visit the facility, you need to sign in and out on a tablet. Staff can assist if required.
- There is one Unisex RH accessible toilet, with shower, parenting room and baby changing table. There is one Unisex ambulant toilet. The toilet signs have braille.
- The waiting area can be used for breastfeeding, or ask staff for assistance.
- There are steps, ramps and rails throughout the facility.
- When exiting the building through the automatic doors, you need to push the green button to open the doors.


## **What barriers are there?**

- There is a high gate outside of the facility. The latch is located high up on the gate. There is a doorbell on the gate if assistance is required, or call staff on the phone number below.
- Some door handles inside the facility are located higher up than normal (out of reach of children). Staff can assist if required.

## Other information

 Monday to Friday: 8.00am – 6.00pm

 (03) 5155 3946

 [childrenscentre@glch.org.au](mailto:childrenscentre@glch.org.au)

 PO Box 429, Lakes Entrance VIC 3909

